


novacolor™

I colori dell'Architettura

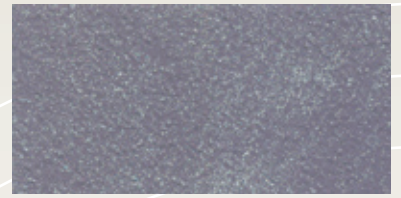





HYPNOSE su/on NOVALUX E IP 4000 1



HYPNOSE su/on NOVALUX E IP 4079 2



HYPNOSE su/on NOVALUX E IP 4158 3



HYPNOSE su/on NOVALUX E IP 4011 2

# HYPNOSE



HYPNOSE su/on NOVALUX E IP 4159 1



HYPNOSE su/on NOVALUX E IP 4144 3




HYPNOSE su/on NOVALUX E IP 4088 1



HYPNOSE su/on NOVALUX E IP 4160 1




HYPNOSE su/on NOVALUX E IP 4146 1



HYPNOSE su/on NOVALUX E IP 4158 3




HYPNOSE su/on NOVALUX E IP 4012 2



HYPNOSE su/on NOVALUX E IP 4169 1




HYPNOSE su/on NOVALUX E IP 4085 1




HYPNOSE su/on NOVALUX E IP 4090 1



HYPNOSE su/on NOVALUX E IP 4168 2



HYPNOSE su/on NOVALUX E IP 4084 2



HYPNOSE su/on NOVALUX E IP 4164 3

# HYPNOSE


materiali formulati per decorare i nuovi spazi urbani

materials and effects to decorate new urban spaces


## THE CITYVISION

...la città è molto più di semplice spazio


...a city is much more than just a pure space



HYPNOSE su/on NOVALUX E IP 4094 3



HYPNOSE su/on NOVALUX E IP 4097 3



HYPNOSE su/on NOVALUX E IP 4102 3



HYPNOSE su/on NOVALUX E IP 4095 2



HYPNOSE su/on NOVALUX E IP 4096 2



HYPNOSE su/on NOVALUX E IP 4101 1




HYPNOSE su/on NOVALUX E IP 4081 1

# HYPNOSE



HYPNOSE su/on NOVALUX E IP 4103 1



HYPNOSE su/on NOVALUX E BIANCO



HYPNOSE su/on NOVALUX E IP 4089 1




HYPNOSE su/on NOVALUX E IP 4166 2



HYPNOSE su/on NOVALUX E IP 4171 1




HYPNOSE su/on NOVALUX E IP 4174 3



HYPNOSE su/on NOVALUX E IP 4165 3



HYPNOSE su/on NOVALUX E IP 4170 3



HYPNOSE su/on NOVALUX E IP 4173 3




HYPNOSE su/on NOVALUX E IP 4112 3



HYPNOSE su/on NOVALUX E IP 4154 1



HYPNOSE su/on NOVALUX E IP 4134 1



HYPNOSE su/on NOVALUX E IP 4104 1



HYPNOSE su/on NOVALUX E IP 4150 1




HYPNOSE su/on NOVALUX E IP 4151 1

HYPNOSE




HYPNOSE su/on NOVALUX E IP 4155 1




HYPNOSE su/on NOVALUX E IP 4108 1




HYPNOSE su/on NOVALUX E BIANCO



HYPNOSE su/on NOVALUX E IP 4173 3



HYPNOSE su/on NOVALUX E IP 4177 1




HYPNOSE su/on NOVALUX E IP 4179 1



HYPNOSE su/on NOVALUX E IP 4172 1



HYPNOSE su/on NOVALUX E IP 4176 2



HYPNOSE su/on NOVALUX E IP 4178 3



HYPNOSE su/on NOVALUX E IP 4180 1

# HYPNOSE

**Hypnose** è una finitura decorativa per interni arricchita con cariche metalliche che creano speciali effetti di "dispersione cromatica".

L'applicazione di **Hypnose** è semplice e pratica. La versatilità del prodotto e l'utilizzo di idonei strumenti di lavorazione, consentono di ottenere gradevoli ed innovativi effetti di decorazione.

## PREPARAZIONE DEL SUPPORTO E APPLICAZIONE

La superficie deve presentarsi completamente liscia, asciutta e priva di polvere e macchie di sali di umidità. Si consiglia di applicare, su superfici non omogenee o con diverso assorbimento, uno strato di **Novaprimer** diluito. Applicare quindi due strati di **Novalux E**, (idropittura lavabile) colorato e diluito, con rullo a pelo corto. Su superficie asciutta distribuire il primo strato di **Hypnose**, diluito, con pennello o "guanto CityVision". Dopo almeno 4 ore applicare, con la stessa modalità, un secondo strato di **Hypnose** diluito.

## DILUIZIONE

**Novalux E** (pittura lavabile per interni ed esterni): diluire con massimo 30% di acqua.

**Hypnose**: diluire con 20% di acqua in entrambe le mani.

## RESA

**Novalux E**: 6-7 m<sup>2</sup>/l, nei due strati, in base alla tipologia di supporto ed al suo assorbimento.

**Hypnose per applicazione a pennello**: 8-12 m<sup>2</sup>/l nei due strati, in base alla tipologia di supporto ed al suo assorbimento.

**Hypnose per applicazione a guanto "CityVision"**:

12-18 m<sup>2</sup>/l nei due strati, in base alla tipologia di supporto ed al suo assorbimento.

## COLORI

**NOVALUX E**: colori cartella Interior Paint Collection

**HYPNOSE**: base.

## IMBALLI

Confezioni da 1 l; 2,5 l.

**Hypnose** is an interior decorative finish, enriched with precious metallic glitters creating a sort of "chromatic dispersion" effect.

**Hypnose** is extremely easy to apply. The versatility of **Hypnose**, together with the use of professional tools, will produce peculiar and dramatically modern visual effects.

## SUBSTRATE PREPARATION AND APPLICATION

The substrate must be perfectly dry, dust-free, with no humidity nor salt stains.

Pre-painted surfaces, are usually treated with one coat of **Novaprimer**, properly diluted.

Apply two coats of **Novalux E** colored, properly diluted, with a short-hair roller or with a brush.

Over a totally dry surface, apply the first coat of **Hypnose**, properly diluted, with brush or "CityVision glove".

After at least 4 hours apply a second coat of **Hypnose**, properly diluted, creating the desired visual effect.

## DILUTION

**Novalux E** (washable paint for interiors and exteriors): maximum 30% of water

**Hypnose**: 20% of water for both the first and the second coat

## YIELD

**Novalux E**: 6-7 m<sup>2</sup>/l, for both coats, depending on the kind of substrate and its absorption rate

**Hypnose application with brush**: 8-12 m<sup>2</sup>/l for both coats, roughly.

**Hypnose application with "CityVision glove"**:

12-18 m<sup>2</sup>/l for both coats, roughly.

## COLOUR RANGE

**NOVALUX E**: Interior Paint Collection.

**HYPNOSE**: base.

## PACKAGING

1l, 2,5l cans.

**novacolor.it**

NOVACOLOR s.r.l.

47121 Forlì - Italia - Via A. Spallicci, 16

Tel. +39 0543 401840 - Fax +39 0543 414585

info@novacolor.it

AZIENDA CON SISTEMA DI GESTIONE QUALITÀ.  
CERTIFICATO DA DNV = ISO 9001 =

COMPANY WITH QUALITY SYSTEM.  
CERTIFIED BY DNV = ISO 9001 =

Made in Italy



NOVACOLOR is committed to reduce the environmental impact by producing friendly materials.